

NEW ÉTOILE

DESIGN BY ADRIANO RACHELE

TECHNICAL SPECIFICATIONS



FRONT VIEW

SUSPENSION LARGE

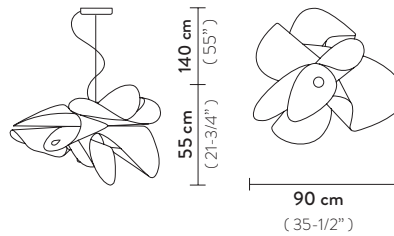
LED: 25W - 200 ~240 Vac / 40 Vdc
3.000 Lumen - 2700Kelvin
(warm white) CRI 90

Dimmable with: PWM, 0-10

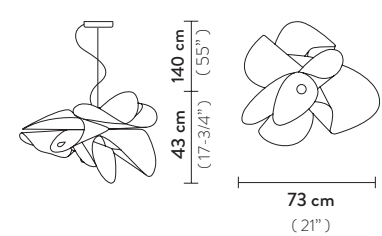
SUSPENSION SMALL

LED: 25W - 200 ~240 Vac / 40Vdc
3.000 Lumen - 2700Kelvin
(warm white) CRI 90

Dimmable with: PWM, 0-10



maximum cable length 140 cm (55")
ceiling rose: Ø 16 cm (6 1/4")



maximum cable length 140 cm (55")
ceiling rose: Ø 16 cm (6 1/4")

With: **Magnetic System®**
Made of: **Lentiflex®**

With: **Magnetic System®**
Made of: **Lentiflex®**

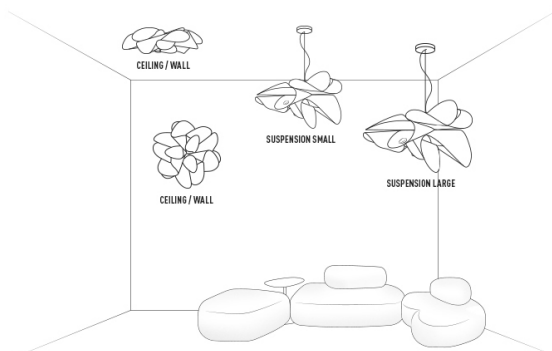
Color: ■ PRISMA

Color: ■ PRISMA


CE IP 20 □ ▽

CE IP 20 □ ▽

NEW ÉTOILE ENTIRE COLLECTION



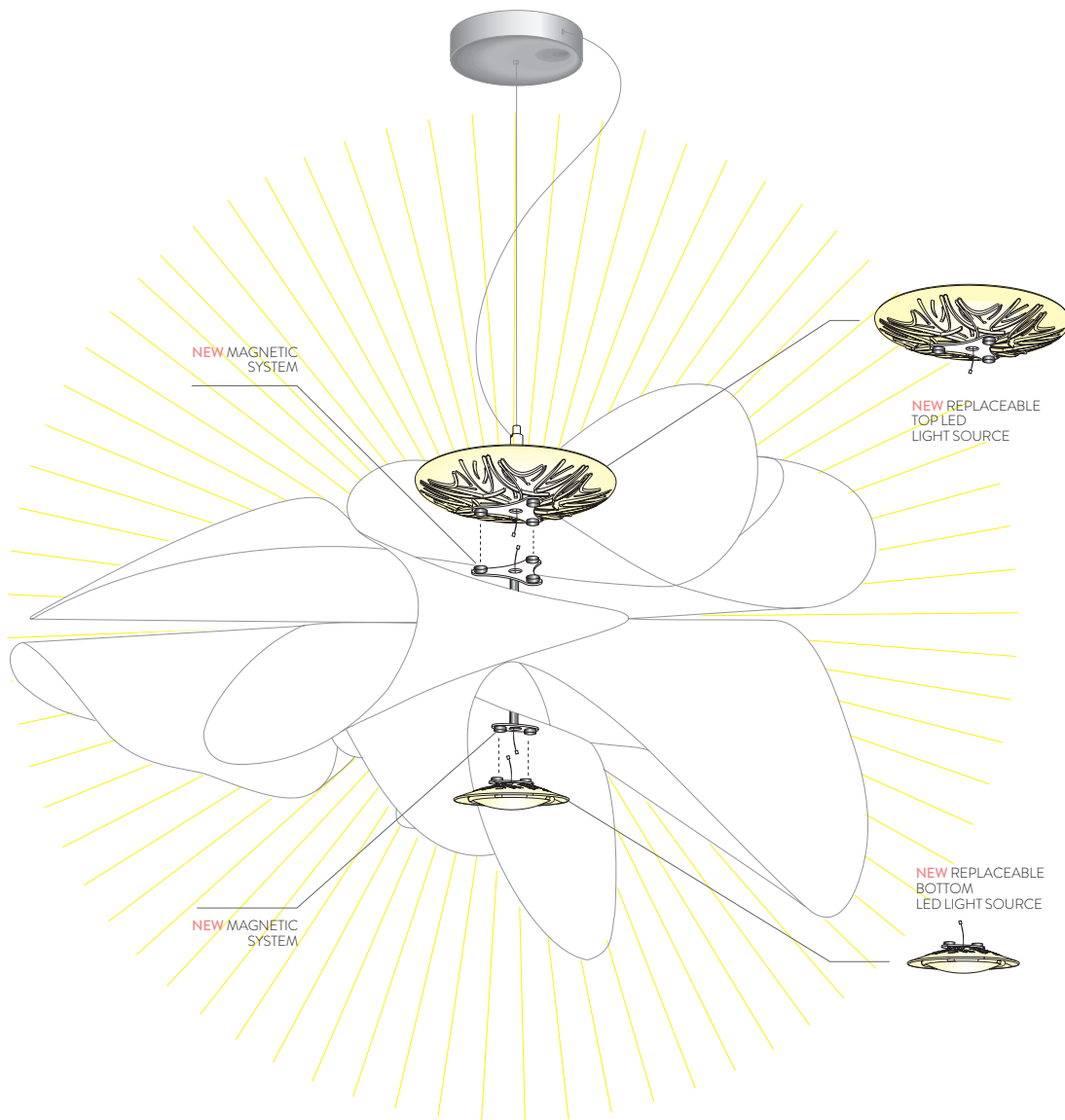
ENERGY CLASS



NEW ÉTOILE

DESIGN BY **ADRIANO RACHELE**

TECHNICAL SPECIFICATIONS



REPLACEABLE LED LIGHT SOURCE
WITH MAGNETIC SYSTEM

SORGENTE LED SOSTITUIBILE
CON ATTACCO MAGNETICO